

Speed Sensor Hall-Effect Mini-HA-P



This sensor is designed for incremental measurement of rotational speed (e.g. camshaft or wheel speed).

Due to the rotation of a ferromagnetic target wheel in front of the Mini-HA-P, the magnetic field is modulated at the place of the Hall probe. A Hall-effect sensor element with integrated signal conditioning circuit detects this change and generates a digital output signal.

The main feature and benefit of this sensor is the combination of a high quality production part and robust design with a very small housing.

Application

Application	Speed
Max. frequency	≤ 10 kHz
Target wheel air gap	0.2 to 1.5 mm
Temperature range	-40 to 150°C
Output circuit	Open collector for 1 kOhm
Output type	Active low
External magnetic fields	≤ 0.3 mT
Max. vibration	1,200 m/s ² at 10 Hz to 2 kHz

Technical Specifications

Variations

Connector	ASL606-05PC-HE
Mating connector	ASL006-05SC-HE
Pin 1	U _s
Pin 2	Gnd
Pin 3	Sig
Pin 4	Nc

- ▶ Max. frequency: ≤ 10 kHz
- ▶ Air gap: 0.2 to 1.0 mm
- ▶ Bore diameter: 11.5 mm
- ▶ Max. vibration: 1,200 m/s² at 10 Hz to 2 kHz
- ▶ Weight w/o wire: 20 g

Pin 5	Nc
Connector	1234.482.092
Mating connector	F02U.B00.555-01
Pin 1	U _s
Pin 2	Sig
Pin 3	Gnd
Pin 4	-
Pin 5	-

Mechanical Data

Weight w/o wire	19.2 g
Mounting	With screw 1 x M6
Bore diameter	11.5 mm
Installation depth L2	9 mm
Tightening torque	8 Nm

Electrical Data

Power supply	5 to 18 V
Current I _S	10 mA

Characteristic

Accuracy repeatability of the falling edge of tooth	< 3 % (≤ 6 kHz) < 5 % (≤ 10 kHz)
Signal output	0.4 V to < U _s

Environment

Target wheel diameter D	162.34 mm
Thickness t	12.5 mm
Width of teeth b1	3.8 mm
Width of gap b2	4.7 mm

Width of sync. gap b3	20.79 mm
Depth of teeth h	3.4 mm
Number of teeth	60-2

Connectors and Wires

Connector	Please see Variations
Various motorsport and automotive connectors available on request.	
Sleeve	HT wire ø 5.2 mm
Wire size	AWG 20
Wire length L	< 27 cm
Please specify the required wire length with your order.	

Installation Notes

The Mini-HA-P can be connected directly to most control units and data logging systems.

Please avoid abrupt temperature changes.

For mounting please use only the integrated plug.

If a wheel with different dimensions is used (see Environment), the technical function has to be tested individually.

Please ensure that the environmental conditions do not exceed the sensor specifications.

Please find further application hints in the offer drawing at our homepage.

Safety Note

The sensor is not intended to be used for safety related applications without appropriate measures for signal validation in the application system.

Legal Restrictions

Due to embargo restrictions, sale of this product in Russia, Belarus, Iran, Syria, and North Korea is prohibited.

Ordering Information

Speed Sensor Hall-Effect Mini-HA-P

Connector ASL606-05PC-HE

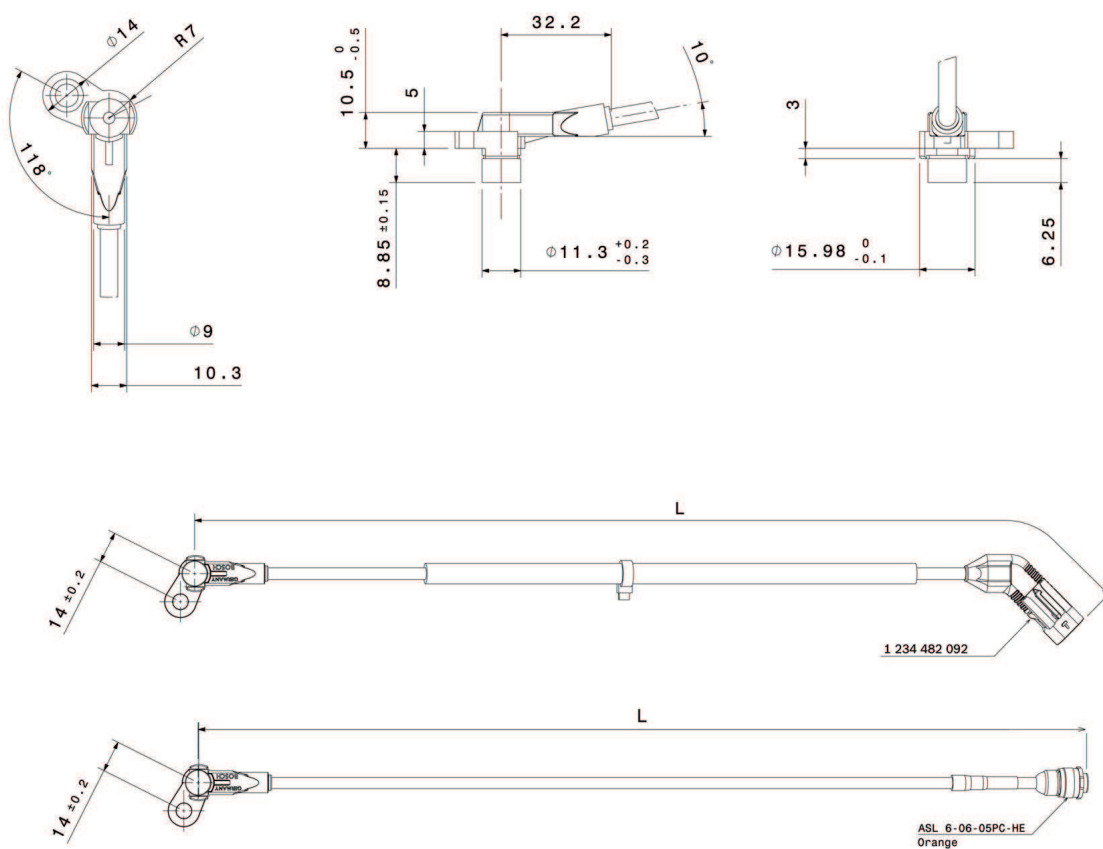
Order number **F02U.V00.564-03**

Speed Sensor Hall-Effect Mini-HA-P

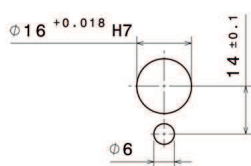
Connector 1 234 482 092

Order number **F02U.V00.566-02**

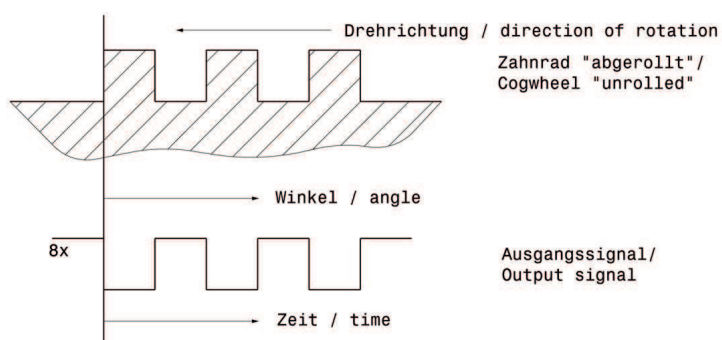
Dimensions

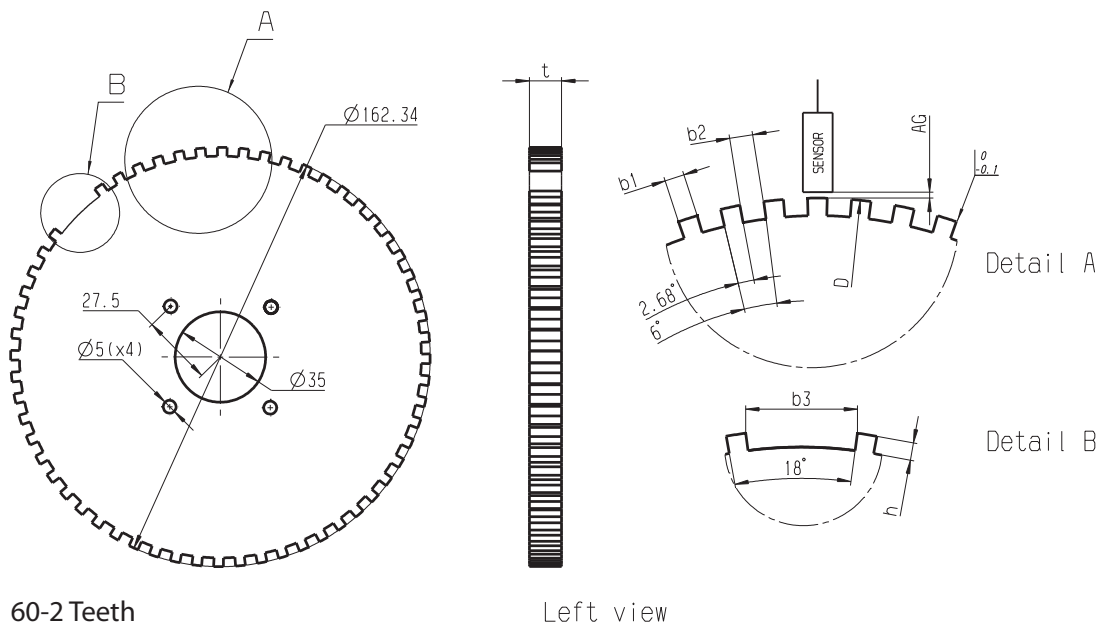


Einbauvorschrift Mounting requirement



Signal-Definition Signal definition





Represented by:

Europe:
Bosch Engineering GmbH
Motorsport
Robert-Bosch-Allee 1
74232 Abstatt
Germany
Tel.: +49 7062 911 9101
Fax: +49 7062 911 79104
motorsport@bosch.com
www.bosch-motorsport.de

North America:
Bosch Engineering North America
Motorsport
38000 Hills Tech Drive
Farmington Hills, MI 48331-3417
United States of America
Tel.: +1 248 876 2977
Fax: +1 248 876 7373
motorsport@bosch.com
www.bosch-motorsport.com

Asia-Pacific:
Bosch Engineering Japan K.K.
Motorsports Department
1-9-32 Nakagawachuo, Tsuzuki-ku
Yokohama-shi
Kanagawa, 224-8601
Japan
Tel.: +81 45 605 3032
Fax: +81 45 605 3059
www.bosch-motorsport.jp

Australia, New Zealand and South Africa:
Robert Bosch Pty. Ltd
Motorsport
1555 Centre Road
Clayton, Victoria, 3168
Australia
Tel.: +61 (3) 9541 3901
motor.sport@au.bosch.com